

Autoblogging Plugin Comparison



Autoblogging isn't dead – you just have to do it right. Discover which plugins meet our highest standards and which ones can make search engines cry when they are used in combination with Spin Rewriter.

Introduction

When you were looking at recent Google algorithm changes, you were probably thinking that times of autoblogs are over. And they are ... except for those who use “modern technology”, meaning the best autoblogging software, together with the most sophisticated article spinner(s). In this brief report, I’ll show you the most popular Wordpress plugins that will make your Wordpress blog completely automated – you won’t have to look for content ideas, hire (and pay!) a writer, look for images and publish the articles. All you have to do is install one plugin and your blog will have more content than you could ever imagine. And, together with Spin Rewriter, all this content on your autoblog will be 100% readable and unique.

Before I present the best autoblogging plugins, we need to answer one question. Can free plugins do the job as good as paid ones? For now, I haven’t found a free plugin that would be able to do the job as good as the paid ones. That doesn’t mean that all paid plugins are better than the free ones, I just want to say that I haven’t found a good free alternative to the plugins I’m going to present today. I’m constantly looking for that free plugin because it would save our clients a lot of money, but until today I had no such luck.

Does this mean that you just have to buy an autoblogging plugin? Here is my take on this. If you’re playing the autoblogging game seriously, then yes, it is recommended to purchase one. If you are only testing things, you can try the most popular ones (they all come with a free trial or are currently in the beta version) and compare them to the free ones. You will quickly know if the difference is worth your money.



Contents

- How to compare autoblogging plugins? 1
- CyberSEO..... 1
- BlogSenseWP..... 2
- AutoBlogged 3
- MultiPress 4
- WP Turbo..... 5
- WP Robot 6
- G Alert Content Curation..... 7
- Wiki Word Plugin 8
- Conclusion 9

How to compare autoblogging plugins?


As you probably already know, the hardest part of any comparison is assessment – which are the factors that decide whether the plugin is good or bad?

Here is my list of “deciding factors”:

- 1.) Plugin is able to parse several different types of content (from RSS feeds, Yahoo Answers, to XML feeds from other sources, such as product feeds, ...)
- 2.) Plugin includes social linking elements (Facebook, Twitter, ...)
- 3.) Once set up, plugin requires no work from the blog owner
- 4.) Plugin has at least one good article spinner integrated
- 5.) Plugin offers additional benefits

Now let's take a look at the most popular autoblogging plugins.

CyberSEO



[CyberSEO](#) has been on the scene for quite some time now and its XML/RSS feed syndicator is very powerful. It's able to parse all known XML/RSS feeds, including blog-style RSS, E-bay, XML Shop, YouTube, Yahoo Answers and many other feeds. You can also define a new XML structure and CyberSEO will parse it, which highly increases your possibilities of finding good content.

[CyberSEO](#) has Spin Rewriter integrated, which means that you will be able to spin content before it's published on your blog. This way,

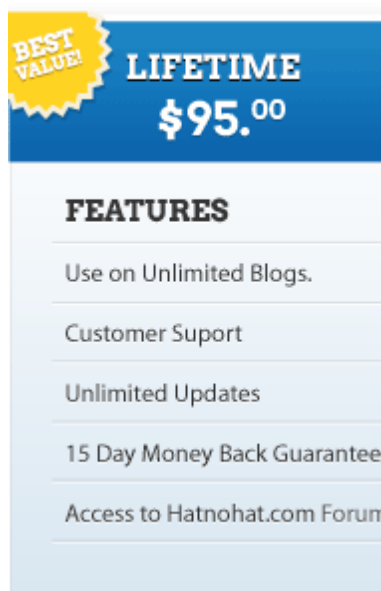
your content is going to be 100% unique. It also has a plethora of other nice features – it has no problems syndicating embedded media (such as YouTube videos), images in posts can be hotlinked or stored on your server, you can also assign updating period of your blog. This way, all content isn't added at once (which doesn't look natural), but it's being added periodically.

Once the plugin is set up, you don't have to do anything – your blog will be automatically updated according to your wishes.

[CyberSEO](#) doesn't have any social posting features built in – you can, however, use one of the many free plugins that are able to do this. In their latest version (v6), CyberSEO team also added a feature called the auto-commenting tool. This tool slowly adds comments to your articles, using user friendly content and generated usernames. It can also create post thumbnails (featured images) automatically from syndicated content and translate the syndicated content with Google Translate or Yahoo! Bebel Fish.

You can find out more about CyberSEO by [visiting this link](#).

BlogSenseWP



BEST VALUE

LIFETIME
\$95.00

FEATURES

- Use on Unlimited Blogs.
- Customer Support
- Unlimited Updates
- 15 Day Money Back Guarantee
- Access to Hatnohat.com Forum

[BlogSense](#) is another WP Autoblogging plugin. It's a little bit different from the other plugins because it has its own self-hosted administration outside of Wordpress. Their administration is still accessible from the Wordpress administration area.


Their robust RSS module makes sure that articles get published without any errors. You can also set up a manual review for every

article before it's published on your blog. BlogSense also makes sure that your articles are popular with social media – you can mass bookmark your articles on Twitter with many different Twitter accounts. If you are looking to create an Amazon Niche store, [BlogSense](#) may be a good choice for you. You can simply insert an URL from Amazon Product search and BlogSense will automatically grab all products from that search page, together with images and descriptions.

You will be able to spin your content in [BlogSense](#) as well – Spin Rewriter is well supported.

AutoBlogged

[AutoBlogged](#) is another Wordpress plugin. Like [CyberSEO](#) and [BlogSenseWP](#), AutoBlogged has a sophisticated RSS/XML syndicator. It is able to parse all types of RSS's and XMLs (as long as they are predefined). It has numerous predefined searches, including Google Blog Search, Technorati, Blogdigger, Blogpulse, Yahoo! News and many others. It also has the ability to override the automatically extracted feed data, such as authors or sources, with your own static values.



[AutoBlogged](#) can block some domains – this way you don't risk spammy content on low quality sites and if some webmasters don't want their content syndicated to your website, you can quickly make sure their articles aren't syndicated.

However, I find myself missing two features with this plugin. Firstly, I couldn't find any social aspects – like Twitter and/or Facebook sharing. Secondly, it doesn't support any article spinners which means that you will need to find alternative ways of making the content on your blog unique if you want to keep in touch with the latest changes in search engines algorithms.

MultiPress



MultiPress

In the next few paragraphs, I'll explain the main features of [MultiPress Wordpress plugin](#). It has a great RSS/XML syndicator and a wide selection of different functions.

MultiPress is able to automatically create blogs from the list of keywords. All you need to do is provide a list of keywords and [MultiPress](#) will automatically create a blog, add content on it and connect it with a domain or a subdomain.

Content can be syndicated from many different sources, all you need to do is set up the parameters (which content sources, which type of content, ...). Blog posts can also be based on Yahoo! Answers – questions can be published as posts and answers as comments. To make things even better, [MultiPress](#) will also automatically publish affiliate offers together with your posts.

Like with AutoBlogged, I find it lacking the social options and a connection with article spinners.

WP Turbo



[WP Turbo](#) is an easy-to-use autoblogging plugin with many different modules. You can find the appropriate content with keywords or RSS feeds, and the new content search can also be based on categories (depending on the fact whether WP Turbo gets your new content on Amazon, eBay or Oodle). [WP Turbo](#) comes with more than 20 available modules included and each post can be a mix of several used modules. For example: You can scrape the content from an RSS feed which is done by the first module. After that, the Amazon module kicks in and ads are added to your post. Affiliate links in this post are cloaked by another module and so on ... You can use as many modules as you like in one post (article).

At the moment of writing, I couldn't find an article spinning module – but you will find several social modules. They even have a module that extracts images from Flickr. If you find it appropriate, you can also include the Freelancer module – this module will post job listings from Freelancer.com.

WP Robot



At the end I wanted to present [WP Robot](#). It's undoubtedly one of the most popular Wordpress autoblogging plugins. Besides the articles, it can also syndicate Amazon and eBay products, ClickBank ads, YouTube videos, Yahoo! Answers, Commission Junction products, PRWeb press releases, Twitter tweets, iTunes content and many other things. It is able to cloak links, post auto comments (just like CyberSEO) and spin articles before they are published to your blog. You've guessed it, [WP Robot](#) also works with [Spin Rewriter](#).

WP Robot has another interesting feature integrated – it can make your content unique by translating it several times in a row (for example – from English to German and then back to English).

In general, [WP Robot](#) is split into several modules – when you are purchasing it, you can buy only a few modules or all of them (the complete set comes with a discount, of course). Among these modules you will also find modules that help you with the social presence of your website (automated publishing on Twitter, etc.).

G Alert Content Curation

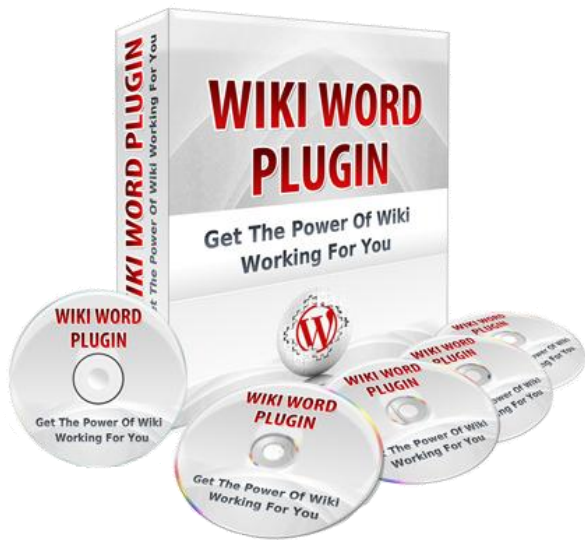


[G Alert](#) is yet another autoblogging plugin that provides fresh relevant content for your blog on a regular basis. The easiest way to add RSS content is by setting up Google Alerts. [G Alert](#) will then automatically add relevant content to your blogs, completely hands free. It won't add all content, instead it will randomly select only the most appropriate articles from various feeds. Content can be added as it happens (as soon as it's indexed by Google), once a day or once a week. The biggest advantage of G Alert is the fact that this plugin doesn't just process a single Google alert or RSS feed. It 'meshes' multiple alerts and feeds together to give the content a 'curated' feel.

[G Alert plugin](#) has the social linking integrated as well. You can use multiple Twitter accounts - G Alert will randomly select one account and automatically add a tweet about your new blog post.

And, most importantly, your content can be automatically spun with Spin Rewriter before it's published. This way, your content is completely unique in Google's eyes as well. It gets even better - if you want, you can add your own spun content (generated with Spin Rewriter from PLR articles, for example) and G Alert will publish it for you.

Wiki Word Plugin



Wiki Word Plugin is different than regular autoblogging plugins – it can be used together with other plugins. Wiki Word Plugin automatically feeds content from Wikipedia and publishes it on your website(s). It has Spin Rewriter integrated, which means that you can also spin content

before it's published on your blog.

Wiki Word Plugin can be used on existing websites. All you need to do is insert keywords and appropriate articles from Wikipedia will be automatically added to your website.

If you want, you can use Wiki Word Plugin on brand new websites as well. If you spin it with Spin Rewriter, you will have 100% unique content with just a few clicks.

Wiki Word Plugin also creates dynamic pages that will decrease your bounce rate and keep visitors on your site.

I can say that Wiki Word Plugin is a very simple, yet extremely effective tool. If you are working on authority sites, this plugin is a must. To make sure that imported articles are 100% unique, I would recommend using it together with Spin Rewriter.

Conclusion

As you can see, all plugins described above meet the criteria, explained in the introduction (with some minor exceptions). At this point, you're probably asking yourself if there is actually any real difference among them. There are many – but these differences are only in details. Some of them come with better functionality in one field, others in another. Some of them charge a one-time fee, others are subscription based. That is why I suggest that you ask yourself one thing: What special features do you expect from an autoblogging plugin – is the possibility of spinning important to you, or can you live without it? How important is the social presence to you and your business? And so on ...

After you come to terms with what you're looking for, you can read this guide again and you will definitely see things much clearer. The good news is that all of these products offer some kind of a testing period (demo, free trial or money back guarantee). This way you can test all of them for yourself and really figure out whether each plugin suits your needs or not.

I wish you good luck with your decision. If you have any other questions about the autoblogging plugins or any other thing, feel absolutely free to contact me at any time. You can find the contact form on www.SpinRewriter.com.